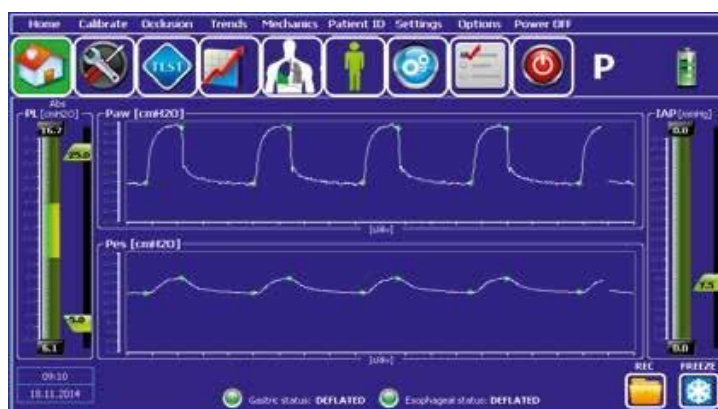




## Support to the positioning of the nasogastric probe

In order to have a good reading of the pressures, it is important that the balloons are properly positioned: the esophageal balloon in the third medium/lower of the esophagus; the gastric balloon (if available) in the stomach. In the intubated patients with spontaneous respiratory activity, it is possible to define if the position of the esophageal balloon is appropriate by performing an occlusion maneuver of the respiratory tract and checking that the variations of the esophageal pressure comply with the ones of the respiratory tract.



## Registration in continuous mode of the pressures supplied, parameter calculation and their display

On the screen of the equipment are displayed two traces, which can be of pressure (esophageal, gastric, respiratory tract), of flow or of volume. The two traces can be selected by the user. By simply pressing a button, it is possible to recall the summarizing screen page of the ventilator parameters, in all their components.

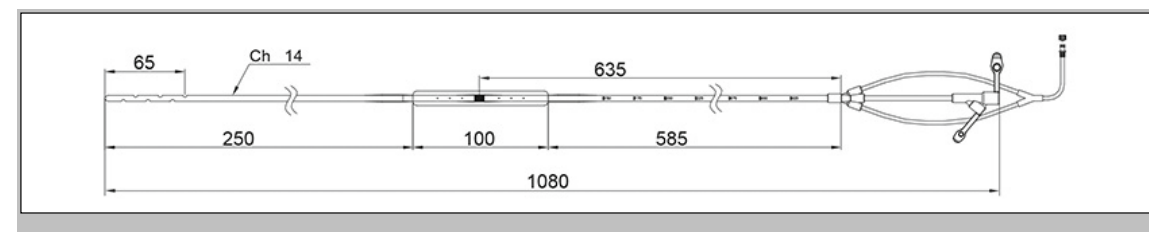
## Technical data

Operation: 110 Vac or 220Vac  
Consumption: 60W  
Battery life: 1 hour

## NutriVent™ Ordering information

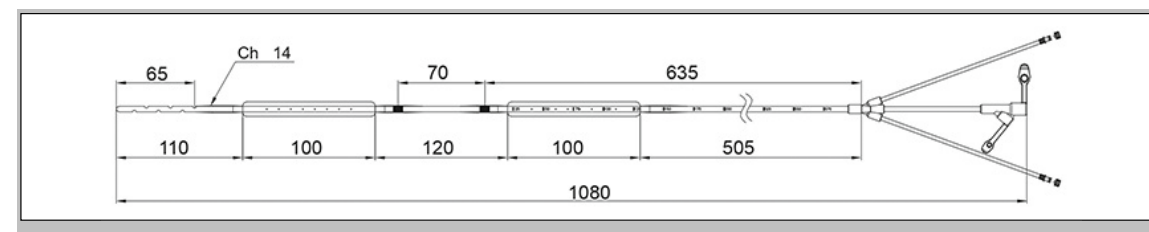
### Catheter with esophageal pressure sensor

KIT	DESCRIPTION
09031004	Basic kit, without pressure transducer (monitor connection)
09031007	Kit provided with pressure transducers (monitor connection)
09031010	Kit provided with GE ventilator connecting lines
09031016	Kit provided with Hamilton ventilators connecting line



### Catheter with esophageal and gastric pressure sensors

KIT	DESCRIPTION
09031003	Basic kit, without pressure transducer (monitor connection)
09031006	Kit provided with pressure transducers (monitor connection)
09031009	Kit provided with GE ventilator connecting lines
09031015	Kit provided with Hamilton ventilators connecting line



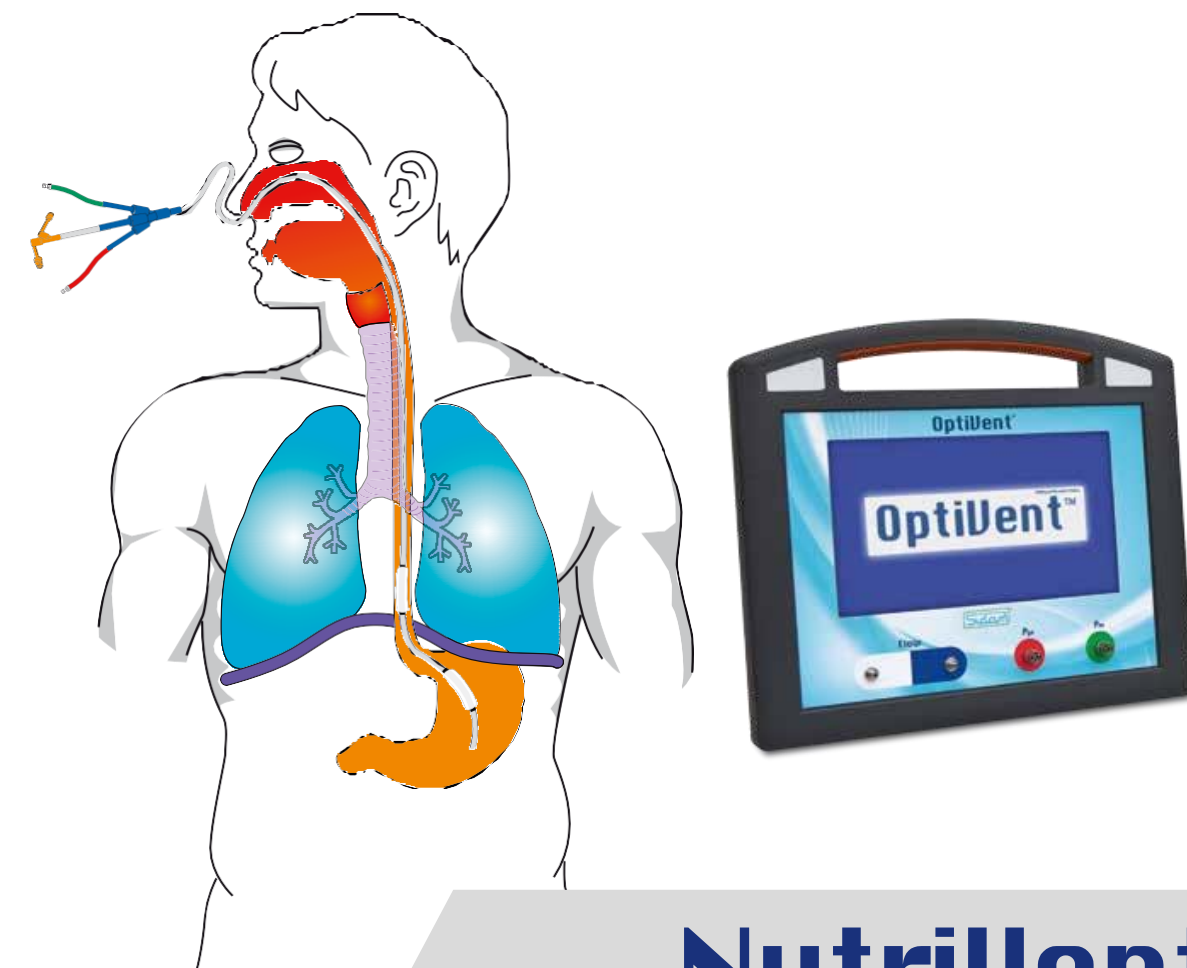
## OptiVent™ Ordering information

CODE	NAME	Q.TY
20032001	OptiVent - Monitoring system for the management of the NutriVent probe	1

Adres: Darulaceze St. Gürsel Mh. Ekşioğlu İş Merkezi, Kat : 8, No: 14  
Kağıthane / İSTANBUL / TÜRKİYE

Tel: +90 850 808 21 93 Mail: yasin.keles@inovaturk.com.tr

## Innovative system for respiratory monitoring



**NutriVent™**  
Multifunction nasogastric catheter

**OptiVent™**

Monitoring system for the management of the catheter NutriVent™

**inovaturk**

# NutriVent™

Multifunction nasogastric catheter

Gastric drainage - Nutrition

Abdominal pressure measurement (gastric pressure)

Pleural pressure measurement (esophageal pressure)

## Indications

The **NutriVent™** nasogastric catheter is indicated whenever gastric drainage and enteral nutrition have to be combined with abdominal pressure measurements (i.e., peritonitis, obesity, multiple blood transfusions, polytrauma) or pleural pressure measurements (patients undergoing invasive or noninvasive mechanical ventilation).

Measurements obtained from the **NutriVent™** catheter allow to accurately calculate both lung and thoracic compliance/elastance. These data are essential to estimate work of breathing and lung stress.

Due to the wide range of indications and their clinical relevance, the **NutriVent™** catheter can be considered as an alternative to conventional nasogastric tubes in any critical patient.

## Features

- Clear graduated polyurethane feeding catheter.
- Radiopaque stripe along the whole catheter length, with 2 markers at the gastric and esophageal balloons to ensure proper positioning.
- 2 balloons for measuring gastric and esophageal pressures.
- Universal Y-connector allowing administration of fluids, if needed.
- Biocompatibility of materials allows a prolonged use of the catheter, as indicated in the User Guide.

After inflating the catheter balloons with 4 ml of air, esophageal and gastric pressures can be measured by a pressure transducer connected to a common monitoring system through a specific interface cable.

Alternatively, the catheter can be directly connected to the mechanical ventilator, provided it is equipped with an auxiliary pressure port.



Code	Quantity
09031004	1 pcs
09031003	2 pcs

Sensing line without transducer for NutriVent™ monitor connection


Code	Quantity
09031007	1pcs
09031006	2pcs

Sensing line with transducer for NutriVent™ monitor connection



Code	Quantity
09031010	1pcs
09031016	1pcs
09031009	2pcs
09031015	2pcs

NutriVent™/ ventilator connecting line



Basic Kit (Gastric & esophageal pressure)

# Optivent™

Monitoring system for the management of the catheter **NutriVent™**

## Applications

**Optivent™** is an electro-medical device for the automated management of the multi-functional **NutriVent™** nasogastric probe.

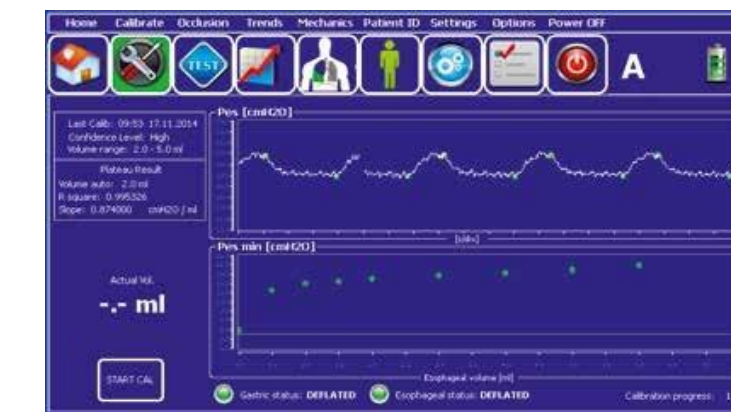
Some of the features include:

- system calibration;
- setting of the pressure zero;
- support to the positioning of the nasogastric probe;
- periodic and automatic inflation and deflation of the balloons on the nasogastric probe,
- registration in continuous mode of the pressures supplied, data graphic and numeric display;
- storage of patient data;
- transfer of the data registered on the computer.

The equipment measures flow, volume and pressure of the respiratory tract autonomously and, therefore, can be used in association with any type of ventilator.

The equipment is provided with a practical touch screen interface for an immediate input of the requested data and for a simple interaction with the system.

**Optivent™** is equipped with a battery which guarantees continuity of operation in case of moving of the patient or power surges.



## Esophageal balloon calibration

During this operation, the software inside the device determines the most suitable inflation volume of the esophageal balloon for the single patient.

Moreover, the system corrects the signal registered by eliminating the cardiac and esophageal artifacts.